

## Network Camera Firmware

Version: V5.5.80

Release Note (**External**)

(2018-09-14)

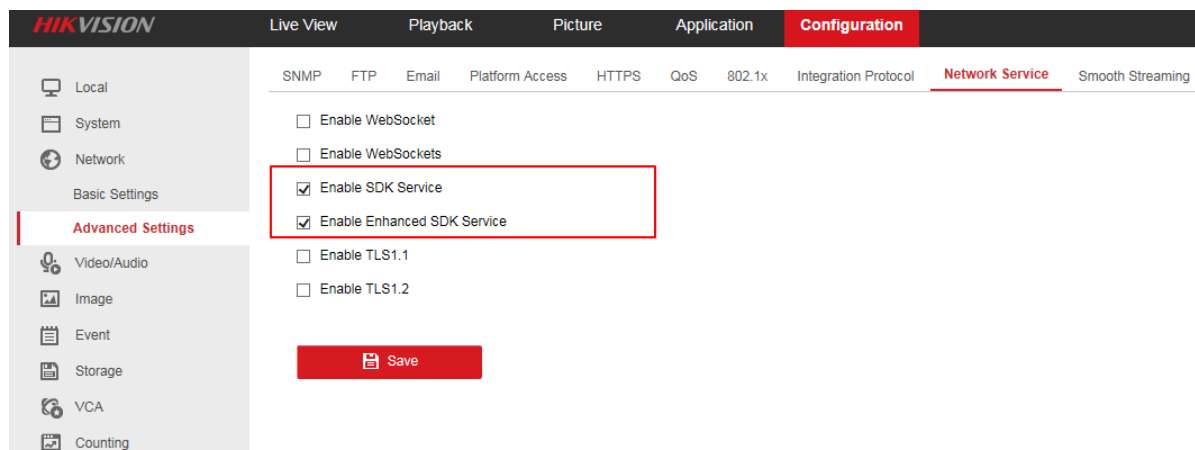
<b>Firmware Basic Information</b>	Firmware Version:	V5.5.80 build180912
	SDK Version:	V5.3.6.35 build20180830
	Play Library (PlayCtrl.dll)	V7.3.5.0 build180208
	Encapsulation Library (SystemTransform.dll)	V2.5.2.5
	Voice intercom library (AudioIntercom.dll)	V1.4.0.3
	iVMS-4200	V2.6.11.5Build180905

### Hikvision Firmware V5.5.80 build180912 Features

*\*for all IPC platforms*

#### 1. New Features

- Newly add the Enhanced SDK service (SDK over TLS) port configuration and the default port is 8443. The range of port configuration is 2000 to 65535.
- Add the Enhanced SDK service and SDK service switch. The service is enabled by default.

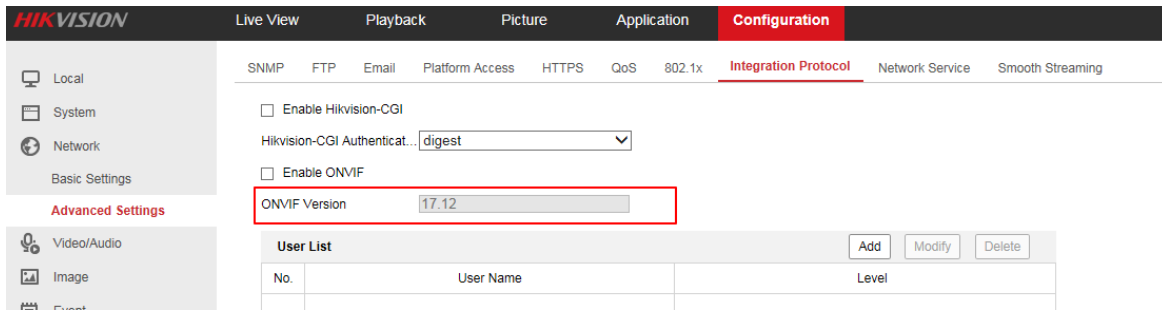


- The operation of restoring won't change the status of SDK service, only the default operation

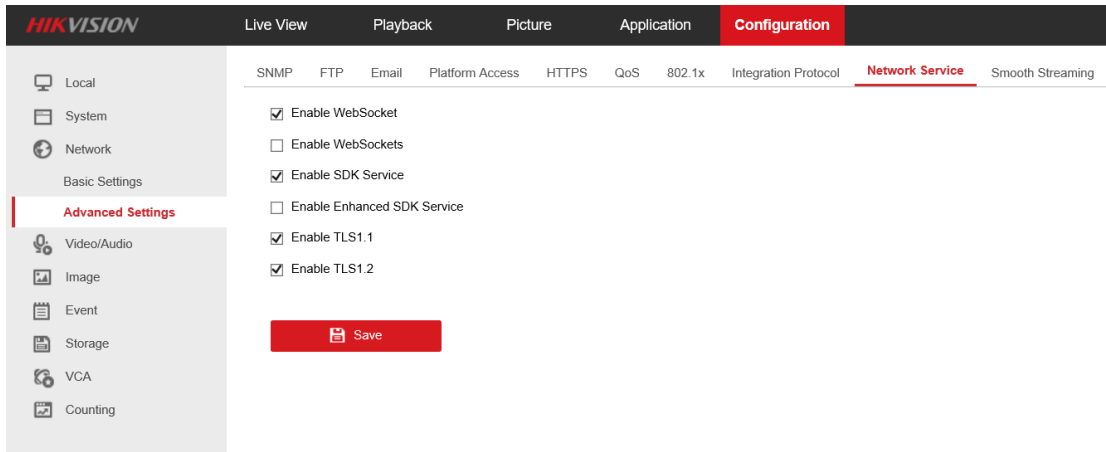
will change the service status to be enabled.

- The enhanced SDK service function is disabled by default if the device is upgrading from previous version to V5.5.80. For those devices with factory V5.5.80, the SDK service is enabled by default.
- For the device, which the HC verification code is the combination of capital & Small ABCDEF or empty code can not be accessed to the Hik-Connect with V1.5.54 or above. For those old device without verification code, if the device is unbound with Hik-connect account and the verification code is empty, it needs server assign a verification code when the APP first adds the device. The device can register and bind to the Hik-connect account within 24 hours. It needs to add it again if out of 24 hours. There is no influence after upgrading if the device is already bind to the Hik-connect account.
- The password doesn't allow contain the user name. It is no need to activate the devices with the default password includes admin + verification code. The specification is required if the user wants to change the password.
- The Host name/IP will change to random string when the self-signed certificate is generated by factory. The device supports exporting self-signed root certificate. After upgrading to the new firmware version, the device will automatically rebuild the Hostname/IP according to the default self-signed certificate. The operation of restoring will keep the same status as before if the user deletes the certificate. It is necessary to rebuild the self-signed certificate if defaulting the device. Add the judgement process when certificate is deleted, the certificate cannot be deleted and it will pop-up hint if the Websockets, HTTPS, Enhanced SDK Service functions are enabled.
- Newly add display the characters supporting by username and password:  
User name: A-Z,a-z,0-9 and !#\$%&'()\*+,-./;<=>@[ ]^`{|}~ space  
Password: A-Z,a-z,0-9 and !"#%&'()\*+,-./;<=>@[ \ ]^`{|}~ space
- HTTPS is enabled by default. The status of HTTPS will keep same as before if restoring the device. Only default operation will change the HTTPS status to be enabled as default.
- HTTPS skip automatically is supported and is disabled by default. Newly add the HTTPS port mapping.
- ONVIF is disabled by default. The status of ONVIF will keep same as before if restoring the device. Only default operation will change the ONVIF status to be disabled as default.

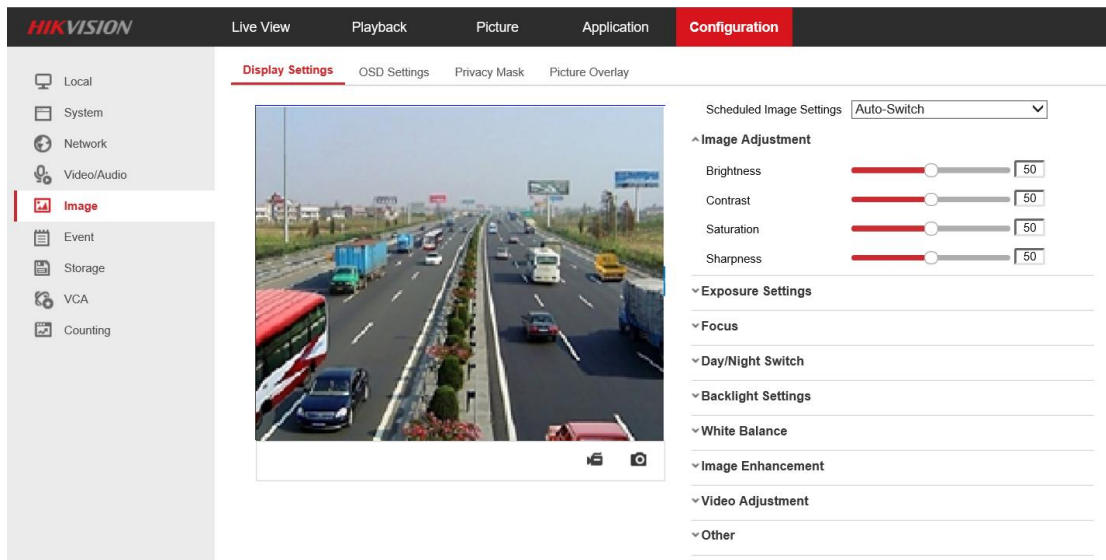
- **The ONVIF version can be checked in the web interface.**



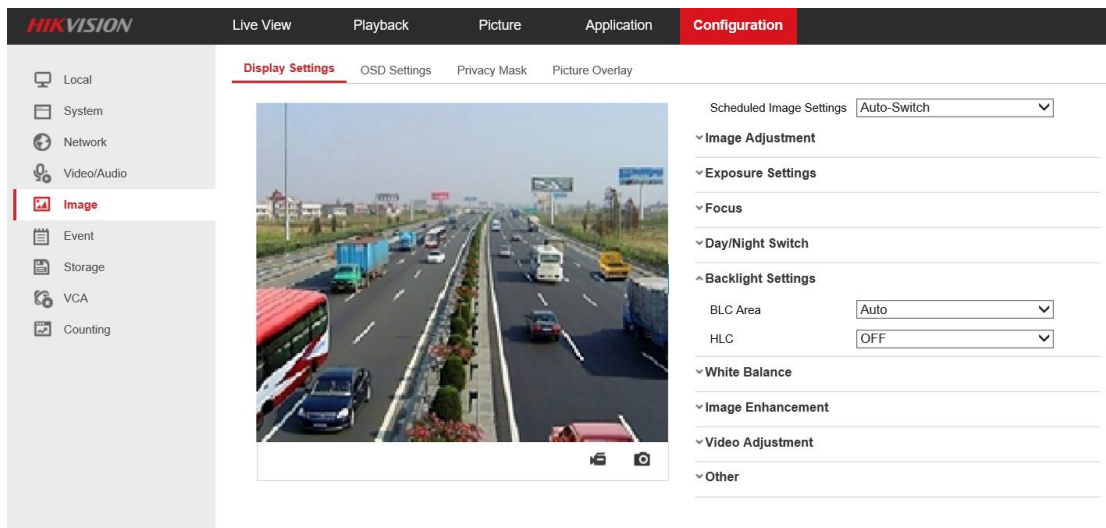
- **The series port debug command has been changed from zhimakaimen to debug.**
- **Newly add TLS1.1 and TLS1.2 Enable selection box. TLS1.1 and TLS1.2 is enabled as default.**  
**After restore or default, TLS1.1 and TLS1.2 will be back to enable status. TLS1.0 is unsupported.**  
**For compatibility reason, Email, Wi-Fi and 802.1x are still support TLS1.0. TLS1.1 and TLS1.2 cannot be disable at the same time. When disable TLS1.1 and TLS1.2 at the same time, it will show Device error.**



- **Newly add 'Start Recording' and 'Capture' bottom on Web-Configuration-Image interface, to save picture or clip to local.**



- **Newly add Auto mode of BLC (Backlight Compensation) Area. When enable HLC (High Light Compression) and auto mode BLC Area at the same time, HLC works, auto mode BLC does not work.**



- **Newly support Focus and Zoom in/out on Hik-Connect APP.**
- **SSID is blank in Wi-Fi configuration interface by default. Support enable and disable Wi-Fi. Wi-Fi is enabled status as default.**
- **Hik-Connect server online upgrading is removed and no upgrade button in web interface and iVMS-4200 client software.**
- **Hik-Connect stream.**

<b><u>Standard</u></b>	<b><u>Using main stream. And it won't change the main stream type.</u></b>
------------------------	--

<b>Basic</b>	<u>If camera sub stream is 4CIF/VGA/nHD(640x360), the resolution won't changed. If not, it will change sub stream to default resolution, 10fps, 256kbps.</u>
<b>Fluent</b>	<u>If camera sub stream is 320x240/CIF, the resolution won't be changed. Then if sub stream support 320x240/CIF, it will change the sub stream resolution to 320x240 or CIF (according to the order).Other condition, it will change sub stream to default resolution, 8fps, 128kbps.</u>

- Import configuration file won't change the DHCP status.
- Wi-Fi cameras support dual color (blue & red) indicator flash light, and it supports to be enabled or disabled on web.

When light flashes blue: Successfully connected

When light flashes red: Normal on: camera is starting up. Slow flashing: network connect failure; Fast flashing: SD card or other failure. Fast flashing means the lights on and off in every 200ms, while for slow flashing is 2 second.

When the blue and red flash alternatively: camera starts up successfully and ready for Wi-Fi connect

*\*for E3 platform IPC*

## New Features

- 32 languages are available for oversea DS-2CD2XX1 series camera (Traditional Chinese, English, Bulgarian, Hungarian, Greek, German, Italian, Czech, Slovakia, French, Polish, Dutch, Portuguese, Spanish, Russian, Japanese, Turkish, Korean, Thai, Estonia, Vietnamese, Romanian, Danish, Swedish, Norwegian, Finnish, Croatian, Slovene, Serbian, Latvia, Lithuanian, Brazilian Portuguese)
- Wi-Fi camera in Wi-Fi kit supports configure Country/Area parameter.

## Compatibility Update

- **Milestone Enterprise 8.1a (2016 R2 10.2a), Milestone Device Pack 9.6**
- **Milestone Corporate 2017 R3 11.3a, Milestone Device Pack 9.6**
- **Exacqvision:**

Version: 9.2.3.130093

- **Avigilon Control Center:**

Version: V6.8.6.4

- **Intellect V4.10.3**
- **Digifort: V7.2.1**
- **Axxon: AxxonNext-4.0.2.5237**
- **Tested NVRs:**

DS-96256NI-I24/H (baseline V3.2.8\_170213\_05) 96000 I Series

96000NI-I Series NVR (V3.6.21)

E Series: DS-7732NI -E4/16P(V3.4.92)

Netra DVR: DS-9016HFI-ST (V3.4.3)

DeepInmind NVR

- **Tested Keyboard:**

DS-1600KI V2.0.0

DS-1006KI V1.0

## Customer Impact and Recommended Action

This update refers to function/compatibility improvement and will take effect automatically after the Date of Change. We are very sorry for any inconvenience of use-habit changes caused by this action. For any questions and request for this firmware, please contact our local technical support team.

### **Remarks:**

- Hikvision reserves the right to change, alter or withdraw the above notification without prior notice.

- Product design and specifications are subject to change without prior notice.
- The Hikvision firmware may contain defects or errors known as errata which may cause the product to deviate from published specifications. Current characterized errata are available on request.
- Hikvision is not liable for any typing or printing errors.

Hikvision Digital Technology CO., Ltd.  
 No. 555 Qianmo Road, Binjiang District, Hangzhou 310051, China  
 Tel: +86-571-8807-5998  
 FAX: +86-571-8993-5635  
 Email: [overseabusiness@hikvision.com](mailto:overseabusiness@hikvision.com)

## Supported Product List (1X23G0 2X21G1 6425G0)

Product Category	Model Number	Product Description
Covered Camera	DS-2CD6425G0-C1/L10/L20/L30/L40	2MP, IR,WDR
Mini Camera	DS-2CD2D11G0	1.3MP,WDR
Mini Camera	DS-2CD2D21G0	2MP, WDR
Bullet Camera	DS-2CD1023G0-I	2MP, IR, WDR
Dome Camera	DS-2CD1123G0-I	2MP, IR, WDR
Turret Camera	DS-2CD1323G0-I	2MP, IR, WDR
VF Bullet Camera	DS-2CD1623G0-I(Z) (2.8-12mm)	2MP, IR, WDR, Motorized lens
VF Dome Camera	DS-2CD1723G0-I(Z) (2.8-12mm)	2MP, IR, WDR, Motorized lens
VF Turret Camera	DS-2CD1H23G0-IZ	2MP, IR, WDR, Motorized lens
Fixed Bullet Camera	DS-2CD2T21G0-I(S)(4/6mm)	2MP, IR, WDR, Audio/Alarm
Fixed Turret Camera	DS-2CD2321G0-I/NF(2.8/4/6mm)	2MP, IR, WDR
Fixed Dome Camera	DS-2CD2121G0-I(W)(S)(2.8/4/6mm)	2MP, IR, Wi-Fi, Audio/Alarm
VF Bullet Camera	DS-2CD2621G0-I(Z)(S)	2MP, IR, WDR, Motorized lens
VF Dome Camera	DS-2CD2721G0-I(Z)(S)	2MP, IR, WDR, Motorized lens
Box Camera	DS-2CD2821G0-I(Z)(S)	2MP, IR, WDR, Motorized lens
Fixed Bullet Camera	DS-2CD2021G1-I(S)(2.8/4/6mm)(B)	2MP, IR, WDR
Fixed Bullet Camera	DS-2CD2021G1-IW(S)(2.8/4/6mm)(B)	2MP, IR, WDR, Wi-Fi, Audio/Alarm
Fixed Bullet Camera	DS-2CD2021G1-I	2MP, IR, WDR
Fixed Bullet Camera	DS-2CD2021G1-I(D)W	2MP, IR, WDR, Wi-Fi
Fixed Bullet Camera	DS-2CD2021G1-IDW1	2MP, IR, WDR, Wi-Fi
Fixed Dome Camera	DS-2CD2121G1-IDW1	2MP, IR, WDR, Wi-Fi